

Introductory sub-table (I)(a)

Name of the Company: LINCOLN INDUSTRIES LIMITED

Scrip Code, Name of the scrip, class of security: 22053 , LINCOLN INDUSTRIES LIMITED , EQUITY


Quarter ended: 31.12.2012

Partly paid-up shares:-	No. of partly paid-up shares	As a % of total no. of partly paid-up shares	
		As a % of total no. of shares of the company	As a % of total no. of shares of the company
Held by promoter/promoter group	-	-	-
Held by public	-	-	-
Total - D	-	-	-

Outstanding convertible securities:-	No. of outstanding securities	As a % of total no. of outstanding convertible securities	
		As a % of total no. of shares of the company, assuming full conversion of the convertible securities	As a % of total no. of shares of the company, assuming full conversion of warrants
Held by promoter/promoter group	-	-	-
Held by public	-	-	-
Total - E	-	-	-

Warrants:-	No. of warrants	As a % of total no. of warrants	
		As a % of total no. of shares of the company, assuming full conversion of warrants	As a % of total no. of shares of the company, assuming full conversion of warrants
Held by promoter/promoter group	-	-	-
Held by public	-	-	-
Total - F	-	-	-

Total paid-up capital of the company, assuming full conversion of warrants and convertible securities



LINCOLN INDUSTRIES LIMITED
Manoj
 Managing Director

Statement Showing Shareholding Pattern

Category of Shareholder	Category code	Table (I)(a)				Total shareholding as a percentage of total number of shares		Number of shares	Shares Pledged or otherwise encumbered
		Number of Shareholders	Total number of shares	Number of shares held in dematerialized form	As a percentage of (A+B) ¹	As a percentage of (A+B+C)	As a percentage (IX)=(VIII)/(IV)*100		
(I)		(II)	(III)	(IV)	(V)	(VI)	(VII)	(VIII)	(IX)=(VIII)/(IV)*100
(A) Shareholding of Promoter and Promoter Group²									
1 Indian									
(a)	Individuals/ Hindu Undivided Family	15	140050	140050	57.16	57.16	-	-	-
(b)	Central Government/ State Government(s)	-	-	-	-	-	-	-	-
(c)	Bodies Corporate	-	-	-	-	-	-	-	-
(d)	Financial Institutions/ Banks	-	-	-	-	-	-	-	-
(e)	Any Others(Specify)	-	-	-	-	-	-	-	-
(e-i)		-	-	-	-	-	-	-	-
(e-ii)		-	-	-	-	-	-	-	-
	Sub Total(A)(1)	15	140050	140050	57.16	57.16	-	-	-
2 Foreign									
a	Individuals (Non-Residents Individuals/ Foreign Individuals)	-	-	-	-	-	-	-	-
b	Bodies Corporate	-	-	-	-	-	-	-	-
c	Institutions	-	-	-	-	-	-	-	-
d	Any Others(Specify)	-	-	-	-	-	-	-	-
d-i		-	-	-	-	-	-	-	-
d-ii		-	-	-	-	-	-	-	-
	Sub Total(A)(2)	-	-	-	-	-	-	-	-
	Total Shareholding of Promoter and Promoter Group (A)=(A)(1)+(A)(2)	15	140050	140050	57.16	57.16	-	-	-
(B) Public shareholding									
1 Institutions									
(a)	Mutual Funds/ UTI	-	-	-	-	-	-	-	-
(b)	Financial Institutions / Banks	-	-	-	-	-	-	-	-
(c)	Central Government/ State Government(s)	-	-	-	-	-	-	-	-
(d)	Venture Capital Funds	-	-	-	-	-	-	-	-
(e)	Insurance Companies	-	-	-	-	-	-	-	-
(f)	Foreign Institutional Investors	-	-	-	-	-	-	-	-
(g)	Foreign Venture Capital Investors	-	-	-	-	-	-	-	-
(h)	Any Other (specify)	-	-	-	-	-	-	-	-
(h-i)		-	-	-	-	-	-	-	-
(h-ii)		-	-	-	-	-	-	-	-


Dr LINCOLN INDUSTRIES LIMITED

Praveen
Managing Director

	Sub-Total (B)(1)	-	-	-	-	-	-	-	-	-	-	-	-	-	-	-	-	-	-	
B 2	Non-institutions																			
(a)	Bodies Corporate	1	100000	100000	40.82	40.82	-	-	-	-	-	-	-	-	-	-	-	-	-	-
(b)	Individuals																			
I	Individuals -i. Individual shareholders holding nominal share capital up to Rs 1 lakh	98	4950	-	2.02	2.02	-	-	-	-	-	-	-	-	-	-	-	-	-	-
II	ii. Individual shareholders holding nominal share capital in excess of Rs. 1 lakh.	-	-	-	-	-	-	-	-	-	-	-	-	-	-	-	-	-	-	-
(c)	Any Other (specify)	-	-	-	-	-	-	-	-	-	-	-	-	-	-	-	-	-	-	-
(c-i)		-	-	-	-	-	-	-	-	-	-	-	-	-	-	-	-	-	-	-
(c-ii)		-	-	-	-	-	-	-	-	-	-	-	-	-	-	-	-	-	-	-
	Sub-Total (B)(2)	99	104950	100000	42.84	42.84	-	-	-	-	-	-	-	-	-	-	-	-	-	-
(B)	Total Public Shareholding (B)= (B)(1)+(B)(2)	99	104950	100000	42.84	42.84	-	-	-	-	-	-	-	-	-	-	-	-	-	-
	TOTAL (A)+(B)	114	245000	240050	100.00	100.00	-	-	-	-	-	-	-	-	-	-	-	-	-	-
(C)	Shares held by Custodians and against which Depository Receipts have been issued																			
1	Promoter and Promoter Group	-	-	-	-	-	-	-	-	-	-	-	-	-	-	-	-	-	-	-
2	Public	-	-	-	-	-	-	-	-	-	-	-	-	-	-	-	-	-	-	-
	Sub-Total (C)	-	-	-	-	-	-	-	-	-	-	-	-	-	-	-	-	-	-	-
	GRAND TOTAL (A)+(B)+(C)	114	245000	240050	100.00	100.00	-	-	-	-	-	-	-	-	-	-	-	-	-	-


LINCOLN INDUSTRIES LIMITED

Managing Director



Sr.No	Notes
1	
2	
3	
4	
5	
6	
7	
8	
9	

OF LINCOLN INDUSTRIES LIMITED




Managing Director

(IXb) Statement showing holding of securities (including shares, warrants, convertible securities) of persons belonging to the category "Promoter and Promoter Group"


Sr. No.	Name of the shareholder	Details of Shares held			Encumbered shares (*)			Details of warrants			Details of convertible securities		Total shares (including underlying shares assuming full conversion of warrants and convertible securities) as a % of diluted share capital
		Number of shares held	As a % of grand total (A)+(B)+(C)	No.	As a percentage (N)/(M)*100	As a % of grand total (A)+(B)+(C) of sub-clause (I)(a)	Number of warrants held	As a % total number of warrants of the same class	Number of convertible securities held	As a % total number of convertible securities of the same class			
(i)	(ii)	(iii)	(iv)	(v)	(vi)=(v)/(iii)*100	(vii)	(viii)	(ix)	(x)	(xi)	(xii)		
1	Mukul Dhandhanania	16500	6.73	-	-	-	-	-	-	-	-		
2	Master Prateet Dhandhanania	21200	8.65	-	-	-	-	-	-	-	-		
3	Prem Chard Dhandhanania	1200	0.49	-	-	-	-	-	-	-	-		
4	Rachana Dhandhanania	50	0.02	-	-	-	-	-	-	-	-		
5	Sitaram Dhandhanania	50	0.02	-	-	-	-	-	-	-	-		
6	Radshyam Dhandhanania	50	0.02	-	-	-	-	-	-	-	-		
7	Sandeep Dhandhanania	50	0.02	-	-	-	-	-	-	-	-		
8	Rinku Dhandhanania	100	0.04	-	-	-	-	-	-	-	-		
9	Praveen Chand Dhandhanania	19550	7.98	-	-	-	-	-	-	-	-		
10	Mohan Lal Dhandhanania	50	0.02	-	-	-	-	-	-	-	-		
11	Prem Chand Dhandhanania (HUF)	23000	9.39	-	-	-	-	-	-	-	-		
12	Pushpa Devi Dhandhanania	300	0.12	-	-	-	-	-	-	-	-		
13	Seema Dhandhanania	18050	7.37	-	-	-	-	-	-	-	-		
14	Pravesh Dhandhanania	24000	9.80	-	-	-	-	-	-	-	-		
15	Prenlata Dhandhanania	15900	6.49	-	-	-	-	-	-	-	-		
	TOTAL	140050	57.16	-	-	-	-	-	-	-	-		

(*) The term "encumbrance" has the same meaning as assigned to it in regulation 28(3) of the SAST Regulations, 2011


 Manoj Kumar
 Managing Director
 of LINCOLN INDUSTRIES LIMITED

(D)(c)(i) Statement showing holding of securities (including shares, warrants, convertible securities) of persons belonging to the category "Public" and holding more than 1% of the total number of shares

Sr. No.	Name of the shareholder	Number of shares held	Shares as a percentage of total number of shares {i.e., Grand Total (A)+(B)+(C) indicated in Statement at para (D)(a) above}	Details of warrants		Details of convertible securities		Total shares (including underlying shares assuming full conversion of warrants and convertible securities) as a % of diluted share capital
				Number of warrants held	As a % total number of warrants of the same class	Number of convertible securities held	% w.r.t total number of convertible securities of the same class	
1	Dhancot Fibres (P) Ltd.	100000	40.82	-	-	-	-	-
TOTAL		100000	40.82					


J. LINCOLN INDUSTRIES LIMITED
 Managing Director

(D)(c)(ii) Statement showing holding of securities (including shares, warrants, convertible securities) of persons (together with PAC) belonging to the category "Public" and holding more than 5% of the total number of shares of the company

Sr. No.	Name(s) of the shareholder(s) and the Persons Acting in Concert (PAC) with them	Number of shares	Shares as a percentage of total number of shares {i.e., Grand Total (A)+(B)+(C) indicated in Statement at para (D)(a) above}	Details of warrants		Details of convertible securities		Total shares (including underlying shares assuming full conversion of warrants and convertible securities) as a % of diluted share capital
				Number of warrants	As a % total number of warrants of the same class	Number of convertible securities held	% w.r.t total number of convertible securities of the same class	
1	Dhancot Fibres (P) Ltd.	100000	-	-	-	-	-	-
TOTAL		100000						

LINCOLN INDUSTRIES LIMITED

Ramesh
Managing Director