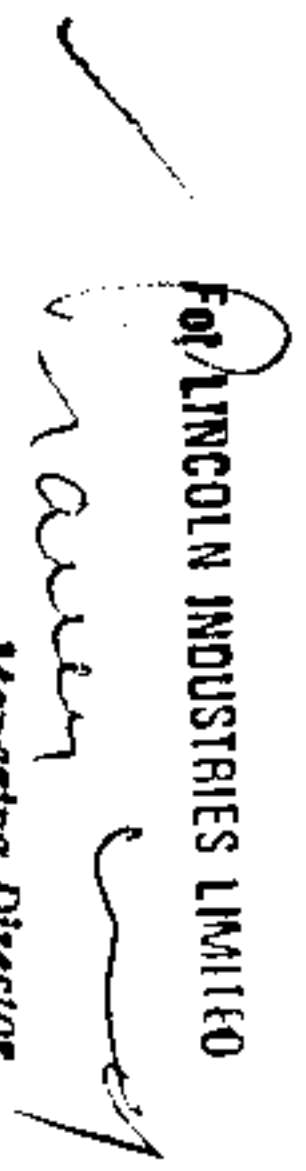


Introductory sub-table (1)(a)

Name of the Company: LINCOLN INDUSTRIES LIMITED			
Scrip Code, Name of the scrip, class of security: 22053, LINCOLN INDUSTRIES LIMITED, EQUITY			
Quarter ended: 31.03.2012			
Partly paid-up shares:-		As a % of total no. of partly paid-up shares	As a % of total no. of shares of the company
Held by promoter/promoter group	-	-	-
Held by public	-	-	-
Total - D	-	-	-
As a % of total no. of outstanding convertible securities			
Outstanding convertible securities: No. of outstanding securities			
Held by promoter/promoter group	-	-	-
Held by public	-	-	-
Total - E	-	-	-
As a % of total no. of shares of the company, assuming full conversion of warrants			
Warrants:-			
No. of warrants		As a % of total no. of warrants	As a % of total no. of shares of the company, assuming full conversion of warrants
Held by promoter/promoter group	-	-	-
Held by public	-	-	-
Total - F	-	-	-
Total paid-up capital of the company, assuming full conversion of warrants and convertible securities			

For LINCOLN INDUSTRIES LIMITED

 Managing Director

Statement Showing Shareholding Pattern

Category code	Category of Shareholder	Table (I)(a)					Total shareholding as a percentage of total number of shares		Number of shares	As a percentage (IX) = (VIII)/(V)*100
		Number of Shareholders	Total number of shares	Number of shares held in dematerialized form	As a percentage of (A+B) ¹	As a percentage of (A+B+C)				
(i)		(ii)	(iii)	(iv)	(v)	(vi)	(vii)	(viii)	(ix) = (viii)/(v)*100	
(A)	Shareholding of Promoter and Promoter Group ²									
1	India									
(a)	Individuals/ Hindu Undivided Family	15	140050	140050	140050	57.16	57.16	-	-	
(b)	Central Government/ State Government(s)	-	-	-	-	-	-	-	-	
(c)	Bodies Corporate	-	-	-	-	-	-	-	-	
(d)	Financial Institutions/ Banks	-	-	-	-	-	-	-	-	
(e)	Any Others (Specify)	-	-	-	-	-	-	-	-	
(e-i)		-	-	-	-	-	-	-	-	
(e-ii)		-	-	-	-	-	-	-	-	
2	Sub Total (AX1)	15	140050	140050	140050	57.16	57.16	-	-	
a	Individuals (Non-Residents Individuals/ Foreign Individuals)	-	-	-	-	-	-	-	-	
b	Bodies Corporate	-	-	-	-	-	-	-	-	
c	Institutions	-	-	-	-	-	-	-	-	
d	Any Others (Specify)	-	-	-	-	-	-	-	-	
d-i		-	-	-	-	-	-	-	-	
d-ii		-	-	-	-	-	-	-	-	
	Sub Total (AX2)	-	-	-	-	-	-	-	-	
	Total Shareholding of Promoter and Promoter Group (A) = (AX1) + (AX2)	15	140050	140050	140050	57.16	57.16	-	-	
(B)	Public shareholding									
1	Institutions									
(a)	Mutual Funds/ UTI	-	-	-	-	-	-	-	-	
(b)	Financial Institutions/ Banks	-	-	-	-	-	-	-	-	
(c)	Central Government/ State Government(s)	-	-	-	-	-	-	-	-	
(d)	Venture Capital Funds	-	-	-	-	-	-	-	-	
(e)	Insurance Companies	-	-	-	-	-	-	-	-	
(f)	Foreign Institutional Investors	-	-	-	-	-	-	-	-	
(g)	Foreign Venture Capital Investors	-	-	-	-	-	-	-	-	
(h)	Any Other (Specify)	-	-	-	-	-	-	-	-	
(h-i)		-	-	-	-	-	-	-	-	
(h-ii)		-	-	-	-	-	-	-	-	
	Sub-Total (BX1)	-	-	-	-	-	-	-	-	

FOR LINCOLN INDUSTRIES LIMITED

Managing Director

B 2	Non-institutions																			
(a)	Bodies Corporate	1	1000000	1000000	40.82	40.82	-	-	-	-	-	-	-	-	-	-	-	-	-	-
(b)	Individuals	98	4950	-	2.02	2.02	-	-	-	-	-	-	-	-	-	-	-	-	-	-
I	Individual shareholders holding nominal share capital up to Rs 1 lakh	-	-	-	-	-	-	-	-	-	-	-	-	-	-	-	-	-	-	-
II	Individual shareholders holding nominal share capital in excess of Rs. 1 lakh	-	-	-	-	-	-	-	-	-	-	-	-	-	-	-	-	-	-	-
(c)	Any Other (specify)	-	-	-	-	-	-	-	-	-	-	-	-	-	-	-	-	-	-	-
(c-i)		-	-	-	-	-	-	-	-	-	-	-	-	-	-	-	-	-	-	-
(c-ii)		99	104950	100000	42.84	42.84	-	-	-	-	-	-	-	-	-	-	-	-	-	-
	Sub-Total (B)(2)	99	104950	100000	42.84	42.84	-	-	-	-	-	-	-	-	-	-	-	-	-	-
(B)	Total Public Shareholding (B)=(B)(1)+(B)(2)	114	245000	240050	100.00	100.00	-	-	-	-	-	-	-	-	-	-	-	-	-	-
	TOTAL (A)+(B)																			
(C)	Shares held by Custodians and against which Depository Receipts have been issued																			
1	Promoter and Promoter Group	-	-	-	-	-	-	-	-	-	-	-	-	-	-	-	-	-	-	-
2	Public	-	-	-	-	-	-	-	-	-	-	-	-	-	-	-	-	-	-	-
	Sub-Total (C)	114	245000	240050	100.00	100.00	-	-	-	-	-	-	-	-	-	-	-	-	-	-
	GRAND TOTAL (A)+(B)+(C)																			

For LINCOLN INDUSTRIES LIMITED

Managing Director

Sr.No	Notes
1	
2	
3	
4	
5	
6	
7	
8	
9	


Praveen
 Managing Director

THE LINCOLN INDUSTRIES LIMITED

(1)(b) Statement showing holding of securities (including shares, warrants, convertible securities) of persons belonging to the category "Promoter and Promoter Group"

Sr. No.	Name of the shareholder	Details of Shares held			Encumbered shares (*)		Details of warrants			Details of convertible securities		Total shares (including underlying shares assuming full conversion of warrants and convertible securities) as a % of diluted share capital
		Number of shares held	As a % of grand total (A)+(B)+(C)	No.	As a percentage (N)/(III)*100	As a % of grand total (A)+(B)+(C) of sub-clause (I)(a)	Number of warrants held	As a % of total number of warrants of the same class	Number of convertible securities held	As a % of total number of convertible securities of the same class		
(i)	(ii)	(iii)	(iv)	(v)	(vi)	(vii)	(viii)	(ix)	(x)	(xi)	(xii)	
1	Mukul Dhandhania	16500	6.73	-	-	-	-	-	-	-	-	
2	Master Prateet Dhandhania	21200	8.65	-	-	-	-	-	-	-	-	
3	Prem Chand Dhandhania	1200	0.49	-	-	-	-	-	-	-	-	
4	Rachana Dhandhania	50	0.02	-	-	-	-	-	-	-	-	
5	Sitaram Dhandhania	50	0.02	-	-	-	-	-	-	-	-	
6	Radheshyam Dhandhania	50	0.02	-	-	-	-	-	-	-	-	
7	Sandeep Dhandhania	50	0.02	-	-	-	-	-	-	-	-	
8	Rinku Dhandhania	100	0.04	-	-	-	-	-	-	-	-	
9	Praveen Chand Dhandhania	19550	7.98	-	-	-	-	-	-	-	-	
10	Mohan Lal Dhandhania	50	0.02	-	-	-	-	-	-	-	-	
11	Prem Chand Dhandhania (HUF)	23000	9.39	-	-	-	-	-	-	-	-	
12	Pushpa Devi Dhandhania	300	0.12	-	-	-	-	-	-	-	-	
13	Seema Dhandhania	18050	7.37	-	-	-	-	-	-	-	-	
14	Pravesh Dhandhania	24000	9.80	-	-	-	-	-	-	-	-	
15	Prenlata Dhandhania	15900	6.49	-	-	-	-	-	-	-	-	
	TOTAL	140050	57.16	-	-	-	-	-	-	-	-	

(*) The term "encumbrance" has the same meaning as assigned to it in regulation 28(3) of the SAST Regulations, 2011

(D)(c)(i) Statement showing holding of securities (including shares, warrants, convertible securities) of persons belonging to the category "Public" and holding more than 1% of the total number of shares

Sr. No.	Name of the shareholder	Number of shares held	Shares as a percentage of total number of shares i.e., Grand Total (A)+(B)+(C) indicated in Statement at para (D)(a) above)	Details of warrants		Details of convertible securities		Total shares (including underlying shares assuming full conversion of warrants and convertible securities) as a % of diluted share capital
				Number of warrants held	As a % total number of warrants of the same class	Number of convertible securities held	% w.r.t total number of convertible securities of the same class	
1	Dhancot Fibres (P) Ltd.	100000	40.82	-	-	-	-	
TOTAL		100000	40.82					

For LINCOLN INDUSTRIES LIMITED

[Signature]
Managing Director

(D)(c)(ii) Statement showing holding of securities (including shares, warrants, convertible securities) of persons (together with PAC) belonging to the category "Public" and holding more than 5% of the total number of shares of the company

Sr. No.	Name(s) of the shareholder(s) and the Persons Acting in Concert (PAC) with them	Number of shares	Shares as a percentage of total number of shares {i.e., Grand Total (A)+(B)+(C) indicated in Statement at para (1)(a) above}	Details of warrants		Details of convertible securities		Total shares (including underlying shares assuming full conversion of warrants and convertible securities) as a % of diluted share capital
				Number of warrants	As a % total number of warrants of the same class	Number of convertible securities held	% w.r.t total number of convertible securities of the same class	
1	Dhancot Fibres (P) Ltd.	100000	-	-	-	-	-	-
TOTAL		100000						


FOR LINCOLN INDUSTRIES LIMITED

[Signature]
Managing Director

(D)(d) Statement showing details of locked-in shares


Sr. No.	Name of the shareholder	Number of locked-in shares	Locked-in shares as a percentage of total number of shares {i.e., Grand Total (A)+(B)+(C) indicated in Statement at para (I)(a) above}
1	Dhancot Fibres Pvt. Ltd.	100000	40.82
		-	-
		-	-
TOTAL		-	-

For LINCOLN PORTFOLIES LIMITED


Managing Director

(11)(a) Statement showing details of Depository Receipts (DRs)

Sr. No.	Type of outstanding DR (ADRs, CDRs, SDRs, etc.)	Number of outstanding DRs	Number of shares underlying outstanding DRs	Shares underlying outstanding DRs as a percentage of total number of shares {i.e., Grand Total (A)+(B)+(C) indicated in Statement at para (1)(a) above}
1		-	-	-
		-	-	-
TOTAL		-	-	-

Fed LINCOLN INDUSTRIES LIMITED

Managing Director

(11)(b) Statement showing holding of Depository Receipts (DRs), where underlying shares held by "promoter/promoter group" are in excess of 1% of the total number of shares

Sr. No.	Name of the DR Holder	Type of outstanding DR (ADRs, GDRs, SDRs, etc.)	Number of shares underlying outstanding DRs	Shares underlying outstanding DRs as a percentage of total number of shares i.e., Grand Total (A)+(B)+(C) indicated in Statement at para (1)(a) above}
1				
TOTAL				

For LINCOLN PROMOTERS LTD LIMITED

Managing Director

