



Introductory sub-table (I)(a)

Name of the Company: LINCOLN INDUSTRIES LIMITED			
Scrip Code, Name of the scrip, class of security: 22053, LINCOLN INDUSTRIES LIMITED, EQUITY			
Quarter ended: 31.03.2014			
Partly paid-up shares:-		As a % of total no. of partly paid-up shares	As a % of total no. of shares of the company
Held by promoter/promoter group	-	-	-
Held by public	-	-	-
Total - D	-	-	-
As a % of total no. of outstanding convertible securities			
Outstanding convertible securities: No. of outstanding securities			
Held by promoter/promoter group	-	-	-
Held by public	-	-	-
Total - E	-	-	-
Warrants:-			
No. of warrants		As a % of total no. of warrants	As a % of total no. of shares of the company, assuming full conversion of warrants
Held by promoter/promoter group	-	-	-
Held by public	-	-	-
Total - F	-	-	-
Total paid-up capital of the company, assuming full conversion of warrants and convertible securities			



Statement Showing Shareholding Pattern

Category code	Category of Shareholder	Table (I)(a)					Total shareholding as a percentage of total number of shares		Number of shares	Shares Pledged or otherwise encumbered
		Number of Shareholders	Total number of shares	Number of shares held in dematerialized form	As a percentage of (A+B) ¹	As a percentage of (A+B+C)	As a percentage of (A+B+C)	As a percentage of (A+B+C)		
(I)	(II)	(III)	(IV)	(V)	(VI)	(VII)	(VIII)	(IX) = (VIII)/(IV)*100		
(A)	Shareholding of Promoter and Promoter Group ²									
1	Indian									
(a)	Individuals/ Hindu Undivided Family	15	140050	140050	2.67	2.67	-	-		
(b)	Central Government/ State Government(s)	-	-	-	-	-	-	-		
(c)	Bodies Corporate	-	-	-	-	-	-	-		
(d)	Financial Institutions/ Banks	-	-	-	-	-	-	-		
(e)	Any Others(Specify)	-	-	-	-	-	-	-		
(e-i)		-	-	-	-	-	-	-		
(e-ii)		-	-	-	-	-	-	-		
2	Sub Total(A)(1)	15	140050	140050	2.67	2.67	-	-		
	Foreign									
a	Individuals (Non-Residents Individuals/ Foreign Individuals)	-	-	-	-	-	-	-		
b	Bodies Corporate	-	-	-	-	-	-	-		
c	Institutions	-	-	-	-	-	-	-		
d	Any Others(Specify)	-	-	-	-	-	-	-		
d-i		-	-	-	-	-	-	-		
d-ii		-	-	-	-	-	-	-		
	Sub Total(A)(2)	-	-	-	-	-	-	-		
	Total Shareholding of Promoter and Promoter Group (A) = (A)(1)+(A)(2)	15	140050	140050	2.67	2.67	-	-		
(B)	Public shareholding									
1	Institutions									
(a)	Mutual Funds/ UTI	-	-	-	-	-	-	-		
(b)	Financial Institutions / Banks	-	-	-	-	-	-	-		
(c)	Central Government/ State Government(s)	-	-	-	-	-	-	-		
(d)	Venture Capital Funds	-	-	-	-	-	-	-		
(e)	Insurance Companies	-	-	-	-	-	-	-		
(f)	Foreign Institutional Investors	-	-	-	-	-	-	-		
(g)	Foreign Venture Capital Investors	-	-	-	-	-	-	-		
(h)	Any Other (specify)	-	-	-	-	-	-	-		
(h-i)		-	-	-	-	-	-	-		
(h-ii)		-	-	-	-	-	-	-		
	Sub-Total (B)(1)	-	-	-	-	-	-	-		



B 2	Non-institutions															
(a)	Bodies Corporate															
(b)	Individuals	16	5100000	100000	97.23	97.23	-									
	I															
	Individuals - i. Individual shareholders holding nominal share capital up to Rs. 1 lakh	97	4950	-	0.10	0.10	-									
	ii. Individual shareholders holding nominal share capital in excess of Rs. 1 lakh	-	-	-	-	-	-									
(c)	Any Other (specify)	-	-	-	-	-	-									
(c-i)		-	-	-	-	-	-									
(c-ii)		-	-	-	-	-	-									
	Sub-Total (B)2	113	5104950	100000	97.33	97.33	-									
(B)	Total Public Shareholding (B) = (B)(1)+(B)2	113	5104950	100000	97.33	97.33	-									
	TOTAL (A)+(B)	128	5245000	240050	100.00	100.00	-									
(C)	Shares held by Custodians and against which Depository Receipts have been issued															
1	Promoter and Promoter Group	-	-	-	-	-	-									
2	Public	-	-	-	-	-	-									
	Sub-Total (C)	-	-	-	-	-	-									
	GRAND TOTAL (A)+(B)+(C)	128	5245000	240050	100.00	100.00	-									




Sr.No	Notes
1	
2	
3	
4	
5	
6	
7	
8	
9	



(1)(b) Statement showing holding of securities (including shares, warrants, convertible securities) of persons belonging to the category "Promoter and Promoter Group"

Sr. No.	Name of the shareholder	Details of Shares held			Encumbered shares (*)			Details of warrants			Details of convertible securities		Total shares (including underlying shares assuming full conversion of warrants and convertible securities) as a % of diluted share capital
		Number of shares held	As a % of grand total (A)+(B)+(C)	No.	As a percentage (VI)=(V)/(III)*100	As a % of grand total (A)+(B)+(C) of sub-clause (I)(a)	Number of warrants held	As a % of total number of warrants of the same class	Number of convertible securities held	As a % of total number of convertible securities of the same class			
(i)	(ii)	(iii)	(iv)	(v)	(vi)=(v)/(iii)*100	(vii)	(viii)	(ix)	(x)	(xi)	(xii)		
1	Mukul Dhandhanania	16500	0.3145	-	-	-	-	-	-	-	-		
2	Master Prateet Dhandhanania	21200	0.4041	-	-	-	-	-	-	-	-		
3	Prem Chand Dhandhanania	1200	0.0228	-	-	-	-	-	-	-	-		
4	Rachana Dhandhanania	50	0.0009	-	-	-	-	-	-	-	-		
5	Sitaram Dhandhanania	50	0.0009	-	-	-	-	-	-	-	-		
6	Radheshyam Dhandhanania	50	0.0009	-	-	-	-	-	-	-	-		
7	Sandeep Dhandhanania	50	0.0009	-	-	-	-	-	-	-	-		
8	Rinku Dhandhanania	100	0.0019	-	-	-	-	-	-	-	-		
9	Praveen Chand Dhandhanania	19550	0.3727	-	-	-	-	-	-	-	-		
10	Mohan Lal Dhandhanania	50	0.0009	-	-	-	-	-	-	-	-		
11	Prem Chand Dhandhanania (HUF)	23000	0.4385	-	-	-	-	-	-	-	-		
12	Pushpa Devi Dhandhanania	300	0.0057	-	-	-	-	-	-	-	-		
13	Seema Dhandhanania	18050	0.3441	-	-	-	-	-	-	-	-		
14	Pravesh Dhandhanania	24000	0.4575	-	-	-	-	-	-	-	-		
15	Premalata Dhandhanania	15900	0.3031	-	-	-	-	-	-	-	-		
	TOTAL	140050	2.6694	-	-	-	-	-	-	-	-		

(*) The term "encumbrance" has the same meaning as assigned to it in regulation 28(3) of the SAST Regulations, 2011



(I)(c)(i) Statement showing holding of securities (including shares, warrants, convertible securities) of persons belonging to the category "Public" and holding more than 1% of the total number of shares

Sr. No.	Name of the shareholder	Number of shares held	Shares as a percentage of total number of shares {i.e., Grand Total (A)+(B)+(C) indicated in Statement at para (I)(a) above}	Details of warrants		Details of convertible securities		Total shares (including underlying shares assuming full conversion of warrants and convertible securities) as a % of diluted share capital
				Number of warrants held	As a % total number of warrants of the same class	Number of convertible securities held	% w.r.t total number of convertible securities of the same class	
1	Kiskinda Traders (P) Ltd.	150000	2.86	-	-	-	-	-
2	Practical Traders (P) Ltd.	150000	2.86	-	-	-	-	-
3	Harion Suppliers (P) Ltd.	150000	2.86	-	-	-	-	-
4	Gravity Software Ltd.	150000	2.86	-	-	-	-	-
5	Nandankanan Iron & Steel (P) Ltd.	150000	2.86	-	-	-	-	-
6	Chakrapani Commercial (P) Ltd.	150000	2.86	-	-	-	-	-
7	Swarnapushpa Vanijya (P) Ltd.	100000	1.90	-	-	-	-	-
8	Dhancot Fibres (P) Ltd.	2100000	40.04	-	-	-	-	-
9	Sri Durga Minerals Pvt. Ltd.	250000	4.76	-	-	-	-	-
10	Pushpanjali Barter Pvt. Ltd.	250000	4.76	-	-	-	-	-
11	Ankit Dealers Pvt. Ltd.	500000	9.53	-	-	-	-	-
12	Samrat Alloys Suppliers Pvt. Ltd.	100000	1.91	-	-	-	-	-
13	Drake Commercial Pvt. Ltd.	350000	6.67	-	-	-	-	-

14	Parasmani Consultancy Services Pvt. Ltd.	150000	2.86	-	-	-	-	-	-
15	Omkara Investment Advisory Pvt. Ltd.	150000	2.86	-	-	-	-	-	-
16	Chanda Cast Iron Industries Pvt. Ltd.	250000	4.76	-	-	-	-	-	-
TOTAL		5100000	97.23						

7



14

14

(D)(c)(ii) Statement showing holding of securities (including shares, warrants, convertible securities) of persons (together with PAC) belonging to the category "Public" and holding more than 5% of the total number of shares of the company

Sr. No.	Name(s) of the shareholder(s) and the Persons Acting in Concert (PAC) with them	Number of shares	Shares as a percentage of total number of shares {i.e., Grand Total (A)+(B)+(C) indicated in Statement at para (D)(a) above}	Details of warrants		Details of convertible securities		Total shares (including underlying shares assuming full conversion of warrants and convertible securities) as a % of diluted share capital
				Number of warrants	As a % total number of warrants of the same class	Number of convertible securities held	% w.r.t total number of convertible securities of the same class	
1	Ankit Dealers Pvt. Ltd.	500000	9.53	-	-	-	-	-
2	Dhancot Fibres (P) Ltd.	2100000	40.04	-	-	-	-	-
3	Drake Commercial Pvt. Ltd.	350000	6.67	-	-	-	-	-
TOTAL		2950000	56.24					



(D)(d) Statement showing details of locked-in shares

Sr. No.	Name of the shareholder	Number of locked-in shares	Locked-in shares as a percentage of total number of shares {i.e., Grand Total (A)+(B)+(C) indicated in Statement at para (I)(a) above}
1	Dhancot Fibres Pvt. Ltd.	2000000	Subject to lock-in for 1 year after getting the Listing approval
2	Practical Traders (P) Ltd.	150000	Subject to lock-in for 1 year after getting the Listing approval
3	Hariom Suppliers (P) Ltd.	150000	Subject to lock-in for 1 year after getting the Listing approval
4	Gravity Software Ltd.	150000	Subject to lock-in for 1 year after getting the Listing approval
5	Nandankanan Iron & Steel (P) Ltd.	150000	Subject to lock-in for 1 year after getting the Listing approval
6	Chakrapani Commercial (P) Ltd.	150000	Subject to lock-in for 1 year after getting the Listing approval
7	Swarnapushpa Vanijya (P) Ltd.	100000	Subject to lock-in for 1 year after getting the Listing approval
8	Kiskinda Traders (P) Ltd.	150000	Subject to lock-in for 1 year after getting the Listing approval
9	Sri Durga Minerals Pvt. Ltd.	250000	Subject to lock-in for 1 year after getting the Listing approval
10	Pushpanjali Barter Pvt. Ltd.	250000	Subject to lock-in for 1 year after getting the Listing approval
11	Ankit Dealers Pvt. Ltd.	500000	Subject to lock-in for 1 year after getting the Listing approval
12	Samrat Alloys Suppliers Pvt. Ltd.	100000	Subject to lock-in for 1 year after getting the Listing approval
13	Drake Commercial Pvt. Ltd.	350000	Subject to lock-in for 1 year after getting the Listing approval
14	Parasmani Consultancy Services Pvt. Ltd.	150000	Subject to lock-in for 1 year after getting the Listing approval
15	Omkara Investment Advisory Pvt. Ltd.	150000	Subject to lock-in for 1 year after getting the Listing approval
16	Chanda Cast Iron Industries Pvt. Ltd.	250000	Subject to lock-in for 1 year after getting the Listing approval
TOTAL		5000000	Subject to lock-in for 1 year after getting the Listing approval



(11)(a) Statement showing details of Depository Receipts (DRs)

Sr. No.	Type of outstanding DR (ADRs, GDRs, SDRs, etc.)	Number of outstanding DRs	Number of shares underlying outstanding DRs	Shares underlying outstanding DRs as a percentage of total number of shares {i.e., Grand Total (A)+(B)+(C) indicated in Statement at para (1)(a) above}
1	-	-	-	-
	-	-	-	-
TOTAL	-	-	-	-



(II)(b) Statement showing holding of Depository Receipts (DRs), where underlying shares held by "promoter/promoter group" are in excess of 1% of the total number of shares

Sr. No.	Name of the DR Holder	Type of outstanding DR (ADRs, GDRs, SDRs, etc.)	Number of shares underlying outstanding DRs	Shares underlying outstanding DRs as a percentage of total number of shares {i.e., Grand Total (A)+(B)+(C) indicated in Statement at para (I)(a) above}
1	-	-	-	-
TOTAL	-	-	-	-



(11)(a)

Statement showing details of Depository Receipts (DRs)

Sr. No.	Type of outstanding DR (ADRs, GDRs, SDRs, etc.)	Number of outstanding DRs	Number of shares underlying outstanding DRs	Shares underlying outstanding DRs as a percentage of total number of shares {i.e., Grand Total (A)+(B)+(C)}
		-	-	-
		-	-	-
TOTAL		-	-	-

