

**Format of holding of specified securities**

Annexure - I

1. Name of Listed Entity: LINCOLN INDUSTRIES LTD (CIN:L51109WB1983PLC035957)
2. Scrip Code - Name of Scrip -,- Class of Security Equity
3. Share Holding Pattern Filed under : Reg. 31(1)(a)/Reg. 31(1)(b)/Reg. 31(1)(c)
  - a. If under 31 (1)(b) then indicate the report for Quarter ending: 30/06/2022
  - b. If under 31(1)(c) then indicate date of allotment/extinguishment

4. Declaration : The Listed entity is required to submit the following declaration to the extent of submission of information:-

Particulars	Yes*	No*
1 Whether the Listed Entity has issued any partly paid up shares?		No
2 Whether the Listed Entity has issued any Convertible Securities or Warrants?		No
3 Whether the Listed Entity has any shares against which depository receipts are issued?		No
4 Whether the Listed Entity has any shares in Locked-in?		No
5 Whether any shares held by promoters are pledge or otherwise encumbered?		No


\* If the Listed Entity selects the option 'No' for the questions above, the column for the partly paid up shares, Outstanding Convertible Securities/Warrants, depository receipts, locked-in shares, No of shares pledged or otherwise encumbered by promoters, as applicable, shall not be displayed at the time of dissemination on the Stock Exchange website Also wherever there is 'No' declared by Listed Entity in above table the values will be considered as 'Zero' by default on submission of the format of holding of specified securities.

5. The tabular format for disclosure of holding of specified securities is as follows:-




LINCOLN INDUSTRIES LTD  
Table - Summary Statement holding of specified securities as on 30/09/2022

(A)	Category of shareholder (I)	Nos. of shares held (II)	No. of fully paid up equity shares held (IV)	No. of Partly paid-up equity shares held (V)	No. of shares underlying Depository Receipts (VI)	Total nos. shares held (VII)=(IV)+(V)+(VI)	Shareholding as a % of total no. of shares (calculated as per SCRR, 1957) (VIII) As a % of (A+B+C2)	Number of Voting Rights held in each class of securities (IX)			No. of Underlying convertible securities (including Warrants) (X)	Shareholding as a % assuming full conversion of convertible securities (as a percentage of diluted share capital) (XI)=(VII)+(X) As a % of (A+B+C2)	Number of Locked In Shares (XII)		Number of shares pledged or otherwise encumbered (XIII)	Number of equity shares held in dematerialized form (XIV)
								Class eqy	No of Voting Rights Class eqy	Total			As a % of total shares held (b)	No. (a)		
(B)	Promoter & group	15	140050	0	0	140050	2.6702	140050	0	140050	2.6702	0	0.0000	0	0.0000	140050
(C)	Public	114	5104950	0	0	5104950	97.3298	5104950	0	5104950	97.3298	0	0.0000	NA		100000
(C1)	Non Promoter - Non Public													NA		
(C2)	Shares underlying DRs						NA							NA		
(C2)	Shares held by Employees															
(C2)	Shares held by Trusts															
	Total	129	5245000	0	0	5245000	100.0000	5245000	0	5245000	100.0000	0	0	0	0.0000	240050




(1)	(2)	(3)	(4)	(5)	(6)	(7)	(8)	(9)	(10)	(11)	(12)	(13)	(14)	(15)	(16)	(17)	(18)	(19)	(20)	(21)	(22)	(23)	(24)	(25)	(26)	
																										Category & Name of the Shareholders (I)
(a)	Individuals/Hindu undivided Family		15	140050	0	0	0	140050	2.8702	140050	0	140050	2.8702	0	0	0	0	2.8702	0	0	0	0	0	0	0	140050
	Pravesh Dhandhanika	Promoter	1	24000	0	0	0	24000	0.4576	24000	0	24000	0.4576	0	0	0	0	0.4576	0	0	0	0	0	0	0	24000
	PREM CHAND DHANDHANIA	Promoter	1	23000	0	0	0	23000	0.4385	23000	0	23000	0.4385	0	0	0	0	0.4385	0	0	0	0	0	0	0	23000
	PRATEET DHANDHANIA	Promoter	1	21200	0	0	0	21200	0.4042	21200	0	21200	0.4042	0	0	0	0	0.4042	0	0	0	0	0	0	0	21200
	Praveshchand Dhandhanika	Promoter	1	18550	0	0	0	18550	0.3727	18550	0	18550	0.3727	0	0	0	0	0.3727	0	0	0	0	0	0	0	18550
	SEEMA DHANDHANIA	Promoter	1	18050	0	0	0	18050	0.3441	18050	0	18050	0.3441	0	0	0	0	0.3441	0	0	0	0	0	0	0	18050
	Mulik Dhandhanika	Promoter	1	16500	0	0	0	16500	0.3146	16500	0	16500	0.3146	0	0	0	0	0.3146	0	0	0	0	0	0	0	16500
	PREMALATA DHANDHANIA	Promoter	1	15900	0	0	0	15900	0.3031	15900	0	15900	0.3031	0	0	0	0	0.3031	0	0	0	0	0	0	0	15900
	Praveshchand Dhandhanika	Promoter	1	1200	0	0	0	1200	0.0228	1200	0	1200	0.0228	0	0	0	0	0.0228	0	0	0	0	0	0	0	1200
	PUSHPA DEVI DHANDHANIA	Promoter	1	300	0	0	0	300	0.0057	300	0	300	0.0057	0	0	0	0	0.0057	0	0	0	0	0	0	0	300
	RANVI DHANDHANIA	Promoter	1	100	0	0	0	100	0.0018	100	0	100	0.0018	0	0	0	0	0.0018	0	0	0	0	0	0	0	100
	SANDEEP DHANDHANIA	Promoter	1	50	0	0	0	50	0.0010	50	0	50	0.0010	0	0	0	0	0.0010	0	0	0	0	0	0	0	50
	INDRANI DHANDHANIA	Promoter	1	50	0	0	0	50	0.0010	50	0	50	0.0010	0	0	0	0	0.0010	0	0	0	0	0	0	0	50
	SITACHIN RAU DHANDHANIA	Promoter	1	50	0	0	0	50	0.0010	50	0	50	0.0010	0	0	0	0	0.0010	0	0	0	0	0	0	0	50
	KACHYKA DHANDHANIA	Promoter	1	50	0	0	0	50	0.0010	50	0	50	0.0010	0	0	0	0	0.0010	0	0	0	0	0	0	0	50
	Central Government/State Government(s)																									
(c)	Financial Institutions/Banks																									
(d)	Any Other (specify)																									
	Sub Total		15	140050	0	0	0	140050	2.8702	140050	0	140050	2.8702	0	0	0	0	2.8702	0	0	0	0	0	0	0	140050
(2)	Foreign Individuals (Non-Resident Individuals/Foreign Individuals)																									
(b)	Government																									
(c)	Institutions																									
(d)	Foreign Portfolio Investor																									
(e)	Any Other (specify)																									
	Sub Total		0	0	0	0	0	0	0.0000	0	0	0	0.0000	0	0	0	0	0.0000	0	0	0	0	0	0	0	0
	Total Shareholding of Promoter and Promoter Group (A)+(B)+(C)+(D)		15	140050	0	0	0	140050	2.8702	140050	0	140050	2.8702	0	0	0	0	2.8702	0	0	0	0	0	0	0	140050



LINCOLN INDUSTRIES LTD

Table III - Statement Showing Shareholding Pattern of the Public Shareholder as on 30/06/2022

	Category & Name of the Shareholders (i)	PAN (ii)	Nos. of shares held (iii)	No. of fully paid up equity shares held (iv)	Partly paid-up equity shares held (v)	Nos. of shares of Depository Receipts held (vi)	Total nos. shares held (vii)=(iv)+(v)+(vi)	Shareholding % calculate as per SCRR, 1957) As a % of (A+B+C2) (viii)	Number of Voting Rights held in each class of securities (ix)			Total as a % of Total Voting rights	No. of Underlying convertible securities (including Warrants) (as a percentage of diluted share capital) (x)	Shareholding assuming full conversion of convertible securities (as a percentage of diluted share capital) (xi)=(vii)+(x)	Number of Locked in shares (xii)		Number of shares pledged or otherwise encumbered (xiii)	As a % of total shares held (not applicable) (xiv)	Number of equity shares held in dematerialized form (xv)	
									Class x	Class y	Total				No. (a)	As a % of total shares held (b)				
(1)	Institutions																			
(a)	Mutual Funds / UTI																			
(b)	Venture Capital Funds																			
(c)	Alternate Investment Funds																			
(d)	Foreign Venture Capital Investors																			
(e)	Foreign Portfolio Investors																			
(f)	Financial Institutions / Banks																			
(g)	Insurance Companies																			
(h)	Provident Funds / Pension Funds																			
(i)	Any Other (specify)																			
	Sub Total		0	0	0	0	0	0.0000		0	0	0.0000	0	0.0000	0	0.0000	0	0.0000	NA	0
(2)	Central Government / State Government(s) / President of India																			
(3)	Non-Institutions																			
(a)	Individuals																			
	1. Individual shareholders holding nominal share capital upto Rs.2 lakhs		97	4950	0	0	4950	0.0944		4950	0	0.0944	0	0.0944	0	0.0000	0	0.0000	NA	0
	ii. Individual shareholders holding nominal share capital in excess of Rs.2 lakhs																			
(b)	NBFCs registered with RBI																			
(c)	Employee Trusts																			
(d)	Overseas Depositories (holding DRs) (balancing figure)																			
(e)	Any Other (specify)																			
	Bodies Corporate		17	5100000	0	0	5100000	97.2355		5100000	0	97.2355	0	97.2355	0	0.0000	0	0.0000	NA	1000000
	DHANCOT FIBRES PVT LTD		1	2000000	0	0	2000000	38.1316		2000000	0	38.1316	0	38.1316	0	0.0000	0	0.0000	NA	0
	ANKIT DEALERS PVT. LTD.		1	5000000	0	0	5000000	9.5329		5000000	0	9.5329	0	9.5329	0	0.0000	0	0.0000	NA	0
	DRAKE COMMERCIAL PVT. LTD		1	3600000	0	0	3600000	6.6730		3600000	0	6.6730	0	6.6730	0	0.0000	0	0.0000	NA	0



**LINCOLN INDUSTRIES LTD**

**Table II - Statement Showing shareholding pattern of the Public shareholder as on 30/06/2022**

Category & Name of the Shareholders (I)	PAN (II)	Nos. of shares held (III)	No. of fully paid up equity shares held (IV)	Partly paid-up equity shares held (V)	Nos. of shares underlying Depository Receipts (VI)	Total nos. shares held (VII)=(IV)+(V)+(VI)	Shareholding % calculate as per SCRR, 1957) As a % of (A+B+C2) (VIII)	Number of Voting Rights held in each class of securities (IX)			No. of shares Underlying convertible securities (including Warrants) (as a percentage of diluted share capital) (X)	Shareholding as a % assuming full conversion of convertible securities (as a percentage of diluted share capital) (XI)=(VII)+(X) As a % of (A+B+C2)	Number of Locked In shares (XII)	Number of shares pledged or otherwise encumbered (XIII)	As a % of total shares held in dematerialized form (XIV)
								No of Voting Rights		Total as a % of Total Voting rights					
								Class x	Class y						
CHANDRA CAST IRON INDUSTRIES PVT. LTD.	PAN (I)	1	250000	0	0	250000	4.7664	250000	0	250000	4.7664	0	0.0000	NA	0
SRI DURGA MINERALS PVT LTD		1	250000	0	0	250000	4.7664	250000	0	250000	4.7664	0	0.0000	NA	0
PUSHPANJALI BARTER PVT. LTD.		1	250000	0	0	250000	4.7664	250000	0	250000	4.7664	0	0.0000	NA	0
PRACTICAL TRADERS (P) LTD.		1	150000	0	0	150000	2.8599	150000	0	150000	2.8599	0	0.0000	NA	0
HARJOM SUPPLIERS (P) LTD.		1	150000	0	0	150000	2.8599	150000	0	150000	2.8599	0	0.0000	NA	0
GRAVITY SOFTWARE LTD.		1	150000	0	0	150000	2.8599	150000	0	150000	2.8599	0	0.0000	NA	0
MANDAKAMANI IRON & STEEL (P) LTD.		1	150000	0	0	150000	2.8599	150000	0	150000	2.8599	0	0.0000	NA	0
CHAKRAPANI COMMERCIAL (P) LTD.		1	150000	0	0	150000	2.8599	150000	0	150000	2.8599	0	0.0000	NA	0
PARASMANI CONSULTANCY SERVICES PVT. LTD.		1	150000	0	0	150000	2.8599	150000	0	150000	2.8599	0	0.0000	NA	0
OMKARA INVESTMENT ADVISORY PVT. LTD.		1	150000	0	0	150000	2.8599	150000	0	150000	2.8599	0	0.0000	NA	0
KISKINDA TRADERS (P) LTD.		1	150000	0	0	150000	2.8599	150000	0	150000	2.8599	0	0.0000	NA	0
DHANCOT FIBRES PVT LTD	AABGD1515B	1	100000	0	0	100000	1.9066	100000	0	100000	1.9066	0	0.0000	NA	100000
SWARNAPUSHPA VANILYA (P) LTD		1	100000	0	0	100000	1.9066	100000	0	100000	1.9066	0	0.0000	NA	0
SANRAT ALLOYS SUPPLIERS PVT. LTD.		1	100000	0	0	100000	1.9066	100000	0	100000	1.9066	0	0.0000	NA	0
Sub Total		114	5104950	0	0	5104950	97.3298	5104950	0	5104950	97.3298	0	0.0000	NA	100000
Total Public Shareholding (B)=(B)(1)+(B)(2)+(B)(3)		114	5104950	0	0	5104950	97.3298	5104950	0	5104950	97.3298	0	0.0000	NA	100000




Table IV - Statement Showing shareholding pattern of the Non Promoter - Non Public shareholder as on 30/06/2022

Category & Name of the Shareholders (I)	PAN (II)	No of sharehold ers (III)	No. of fully paid up equity shares held (IV)	Partly paid- up equity shares held (V)	Nos. of shares underlying Depository Receipts (VI)	Total nos. share s held (VII)=(IV)+(V)+(VI)	Sharehol ding % calculate d as per SCRR, 1957) As a % of (A+B+C2) (VIII)	Number of Voting Rights held in each class of securities (IX)			Total as a % of Total Voting rights	No of securities (including Warrants) convertible into shares (X)	Total Shareholding as a % assuming full conversion of convertible securities (as a percentage of diluted share capital) (XI)=(VII)+(X) As a % of (A+B+C2)	Number of Locked in shares (XII)	Number of shares pledged or otherwise encumbered (XIII)		Number of equity shares held in dematerializ ed form (XIV)	
								Class x	Class y	Total					(a)	(b)		
(1) Employee Benefit Trust (Under SEBI (Share based Employee Benefit) Regulations, 2014)								0	0	0	0.0000	0	0	0	0.0000	NA	NA	0
(2) Total Non Promoter - Non Public Shareholding (C)+(1)+(C)2)			0	0	0	0	0.0000	0	0	0	0.0000	0	0	0	0.0000	NA	NA	0



Sl No	Name	PAN / Passport No. in case of foreign national	Nationality	Name of the registered owner	PAN / Passport No. in case of a resident national	Nationality	Shares (%)	Voting rights (%)	Details of holding / exercise of right of the SBO in the reporting company, whether direct or indirect:			Date of acquisition of significant beneficial interest
									Whether by virtue of (ii)	Rights or distributable dividend or any other distribution (%)	Exercise of control or influence	
1	Praveen Chand Dhandhania	AACP06123E	Indian	Praveen Chand Dhandhania (P) Ltd	AABCD1515B	Indian	40.04	-	-	-	11.05.1993	
2	Praveen Chand Dhandhania	AACP06123E	Indian	Praveen Chand Dhandhania (P) Ltd	AABCD1515B	Indian	0.37	-	-	-	06.06.1997	
3	Praveen Chand Dhandhania	AACP06123E	Indian	Praveen Chand Dhandhania (P) Ltd	AABCD1515B	Indian	40.04	-	-	-	27.10.2009	
4	Praveen Chand Dhandhania	AACP06123E	Indian	Praveen Chand Dhandhania (P) Ltd	AABCD1515B	Indian	0.46	-	-	-	27.04.1992	
5	Praveen Chand Dhandhania	AACP06123E	Indian	Praveen Chand Dhandhania (P) Ltd	AABCD1515B	Indian	40.04	-	-	-	26.05.2003	
6	Praveen Chand Dhandhania	AACP06123E	Indian	Praveen Chand Dhandhania (P) Ltd	AABCD1515B	Indian	0.4	-	-	-	26.05.2003	
7	Riturik Dhandhania	ACPE12580H	Indian	Riturik Dhandhania (P) Ltd	AABCD1515B	Indian	40.04	-	-	-	28.03.2001	
8	Riturik Dhandhania	ACPE12580H	Indian	Riturik Dhandhania (P) Ltd	AABCD1515B	Indian	0	-	-	-	30.08.2003	
9	Seema Dhandhania	ADVP07589Q	Indian	Seema Dhandhania (P) Ltd	AABCD1515B	Indian	40.04	-	-	-	18.07.2007	
10	Seema Dhandhania	ADVP07589Q	Indian	Seema Dhandhania (P) Ltd	AABCD1515B	Indian	0.34	-	-	-	30.06.2008	
11	Sandeep Dhandhania	ACVP09029B	Indian	Sandeep Dhandhania (P) Ltd	AABCD1515B	Indian	40.04	-	-	-	21.10.2009	
12	Sandeep Dhandhania	ACVP09029B	Indian	Sandeep Dhandhania (P) Ltd	AABCD1515B	Indian	40.04	-	-	-	21.10.2009	
13	Sandeep Dhandhania	ACVP09029B	Indian	Sandeep Dhandhania (P) Ltd	AABCD1515B	Indian	0	-	-	-	06.05.1997	
14	Pran Lal Dhandhania	AOLP03690M	Indian	Pran Lal Dhandhania (P) Ltd	AABCD1515B	Indian	40.04	-	-	-	18.07.2007	
15	Pran Lal Dhandhania	AOLP03690M	Indian	Pran Lal Dhandhania (P) Ltd	AABCD1515B	Indian	0.3	-	-	-	17.05.1990	
16	Mohan Lal Dhandhania	ACXP09990P	Indian	Mohan Lal Dhandhania (P) Ltd	AABCD1515B	Indian	40.04	-	-	-	29.12.1982	
17	Mukul Dhandhania	ACXP09990P	Indian	Mukul Dhandhania (P) Ltd	AABCD1515B	Indian	0	-	-	-	06.06.1997	
18	Mukul Dhandhania	ACXP09990P	Indian	Mukul Dhandhania (P) Ltd	AABCD1515B	Indian	40.04	-	-	-	11.05.1993	
19	Mukul Dhandhania	ACXP09990P	Indian	Mukul Dhandhania (P) Ltd	AABCD1515B	Indian	0.31	-	-	-	27.04.1992	
20	Pran Chand Dhandhania	ADFP06732Q	Indian	Pran Chand Dhandhania (P) Ltd	AABCD1515B	Indian	40.04	-	-	-	29.12.1992	
21	Pran Chand Dhandhania	ADFP06732Q	Indian	Pran Chand Dhandhania (P) Ltd	AABCD1515B	Indian	0.02	-	-	-	06.06.1997	
22	Pran Chand Dhandhania	ADFP06732Q	Indian	Pran Chand Dhandhania (P) Ltd	AABCD1515B	Indian	4.44	-	-	-	26.06.2000	
23	Pran Chand Dhandhania	ADFP06732Q	Indian	Pran Chand Dhandhania (P) Ltd	AABCD1515B	Indian	40.04	-	-	-	29.12.1992	
24	Pran Chand Dhandhania	ADFP06732Q	Indian	Pran Chand Dhandhania (P) Ltd	AABCD1515B	Indian	0	-	-	-	06.06.1997	
25	Pran Chand Dhandhania	ADFP06732Q	Indian	Pran Chand Dhandhania (P) Ltd	AABCD1515B	Indian	40.04	-	-	-	04.04.2015	

