

Format of holding of specified securities

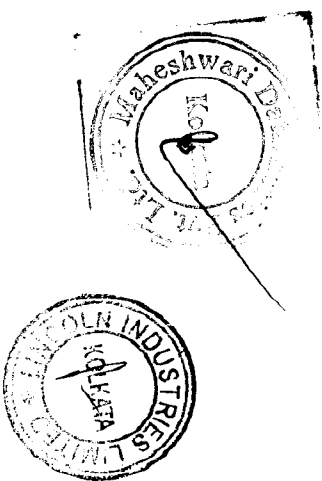
1. Name of Listed Entity: LINCOLN INDUSTRIES LTD (CIN:L51109WB1983PLC035957)
2. Scrip Code - Name of Scrip - : Class of Security Equity
3. Share Holding Pattern Filed under : Reg. 31(1)(a)/Reg. 31(1)(b)/Reg. 31(1)(c)
 - a. If under 31 (1)(b) then indicate the report for Quarter ending: 30/09/2021
 - b. If under 31 (1)(c) then indicate date of allotment/extinguishment

4. Declaration : The Listed entity is required to submit the following declaration to the extent of submission of information:-

Particulars	Yes*	No*
1 Whether the Listed Entity has issued any partly paid up shares?		No
2 Whether the Listed Entity has issued any Convertible Securities or Warrants?		No
3 Whether the Listed Entity has any shares against which depository receipts are issued?		No
4 Whether the Listed Entity has any shares in Locked-in?		No
5 Whether any shares held by promoters are pledge or otherwise encumbered?		No

* If the Listed Entity selects the option 'No' for the questions above, the columnus for the partly paid up shares, Outstanding Convertible Securities,Warrants, depository receipts, locked-in shares, No of shares pledged or otherwise encumbered by promoters, as applicable, shall not be displayed at the time of dissemination on the Stock Exchange website. Also wherever there is 'No' declared by Listed Entity in above table the values will be considered as 'Zero' by default on submission of the format of holding of specified securities.

5. The tabular format for disclosure of holding of specified securities is as follows:-



LINCOLN INDUSTRIES LTD
Table 1 - Summary Statement holding of specified securities as on 30/09/2021

(A)	Category of shareholder (i)	Nos. of shares (ii)	No. of fully paid up equity shares held (iii)	No. of Partly paid-up equity shares held (iv)	No. of shares underlying Depository Receipts (v)	Total nos. shares held (vi)=(iii)+(iv)+(v)	Shareholding as a % of total no. of shares (calculated as per SCRR, 1957) As a % of (A+B+C2) (viii)	Number of Voting Rights held in each class of securities (X)			Total as a % of (A+B+C) (xi)	No. of shares underlying convertible securities (including Warrants) (xii)	Shareholding as a % assuming convertible securities (as a diluted share capital) (X)-(Xii) As a % of (A+B+C2) (xiii)	Number of Locked in shares (Xiv)	As a % of total shares held (v)	Number of shares pledged or otherwise encumbered (Xvi)	As a % of total shares held (v)	Number of equity shares held in dematerialized form (Xvii)
								Class eqx	Class eqy	Total								
(A)	Promoter & group	15	140050	0	0	140050	2.6702	140050	0	140050	2.6702	0	0	0.0000	0	0.0000	140050	
(B)	Public	114	5104950	0	0	5104950	97.3298	5104950	0	5104950	97.3298	0	0	0.0000	NA	NA	100000	
(C)	Non Promoter - Non Public														NA			
(C1)	Shares underlying DRS						NA								NA			
(C2)	Shares held by Employee Trusts														NA			
Total		129	5245000	0	0	5245000	100.0000	5245000	0	5245000	100.0000	0	0	0.0000	0	0.0000	240050	



Table 1 - Statement Showing Shareholding Pattern of the Promoter and Promoter Group as on 30/09/2021

(1)	Category & Name of the Shareholders (I)	Entity type i.e. promoter, promoter group entity (except promoter)	PAN (II)	Nos of sharehol equity shares held (III)	No. of fully paid up equity shares held (IV)	Partly paid-up equity shares held (V)	Nos. of shares underlying Depository Receipts (VI)	Total nos. shares held (VII)=(IV)+(V)+(VI)	Shareholding % calculated as per SCRR, 1957) As a % of (A+B+C2) (VIII)	Number of Voting Rights held in each class of securities (IX)			Total as a % of Voting rights (X)	No. of shares underlying convertible securities (as a percentage of diluted share capital) (XI) As a % of (A+B+C2)	Number of Locked in shares (XII)	As a % of total shares held (b)	Number of shares pledged or otherwise encumbered (XIII)	As a % of total shares held (c)	Number of equity shares held in dematerialized form (XIV)
										Class x	Class y	Total							
(a)	Individuals/Hindu undivided Family			15	140050	0	0	140050	2.6702	140050	0	140050	2.6702	0	0	0.0000	0	0.0000	140050
	Pramesh Dhandhania	Promoter	AJOPD6124D	1	24000	0	0	24000	0.4576	24000	0	24000	0.4576	0	0	0.0000	0	0.0000	24000
	PREM CHAND DHANDHANIA	Promoter	AADHP3107Q	1	23000	0	0	23000	0.4385	23000	0	23000	0.4385	0	0	0.0000	0	0.0000	23000
	PRATEET DHANDHANIA	Promoter	AAVPO0143R	1	21200	0	0	21200	0.4042	21200	0	21200	0.4042	0	0	0.0000	0	0.0000	21200
	Praveenrاند Dhandhania	Promoter	ADOPD6123E	1	19550	0	0	19550	0.3727	19550	0	19550	0.3727	0	0	0.0000	0	0.0000	19550
	SEEMA DHANDHANIA	Promoter	ADAPG7598Q	1	18050	0	0	18050	0.3441	18050	0	18050	0.3441	0	0	0.0000	0	0.0000	18050
	Mukul Dhandhania	Promoter	AFLPD6753Q	1	16500	0	0	16500	0.3146	16500	0	16500	0.3146	0	0	0.0000	0	0.0000	16500
	PREMLATA DHANDHANIA	Promoter	ADLFD9680M	1	15900	0	0	15900	0.3031	15900	0	15900	0.3031	0	0	0.0000	0	0.0000	15900
	Premchand Dhandhania	Promoter	ADLFD9681D	1	1200	0	0	1200	0.0229	1200	0	1200	0.0229	0	0	0.0000	0	0.0000	1200
	PUSHPA DEVI DHANDHANIA	Promoter	ADLFD9697K	1	300	0	0	300	0.0057	300	0	300	0.0057	0	0	0.0000	0	0.0000	300
	RINKU DHANDHANIA	Promoter	ACOPR2880H	1	100	0	0	100	0.0019	100	0	100	0.0019	0	0	0.0000	0	0.0000	100
	SANDEEP DHANDHANIA	Promoter	ACQPD9023B	1	50	0	0	50	0.0010	50	0	50	0.0010	0	0	0.0000	0	0.0000	50
	MOHANA LAI DHANDHANIA	Promoter	ACXPD9989P	1	50	0	0	50	0.0010	50	0	50	0.0010	0	0	0.0000	0	0.0000	50
	SITARAM DHANDHANIA	Promoter	ADLFD9815C	1	50	0	0	50	0.0010	50	0	50	0.0010	0	0	0.0000	0	0.0000	50
	RACHESHTAN DHANDHANIA	Promoter	ADSPD9274C	1	50	0	0	50	0.0010	50	0	50	0.0010	0	0	0.0000	0	0.0000	50
	RACHANA DHANDHANIA	Promoter	ADVPD9401C	1	50	0	0	50	0.0010	50	0	50	0.0010	0	0	0.0000	0	0.0000	50
(b)	Central Government/State Government(s)																		
(c)	Financial Institutions/Banks																		
(d)	Any Other (Specify)																		
	Sub Total			15	140050	0	0	140050	2.6702	140050	0	140050	2.6702	0	0	0.0000	0	0.0000	140050
(2)	Foreign Individuals (Non-Resident Individuals/Foreign Individuals)																		
(a)	Government																		
(b)	Institutions																		
(c)	Foreign Portfolio Investor																		
(d)	Any Other (Specify)																		
(e)	Sub Total			0	0	0	0	0	0.0000	0	0	0	0.0000	0	0	0.0000	0	0.0000	0
	Total Shareholding of Promoter and Promoter Group (A)=(A1)+(A2)			15	140050	0	0	140050	2.6702	140050	0	140050	2.6702	0	0	0.0000	0	0.0000	140050



LINCOLN INDUSTRIES LTD

Table II - Statement Showing shareholding pattern of the Public shareholder as on 30/09/2021

	Category & Name of the Shareholders (I)	PAN (II)	Nos of sharehold ers (III)	No. of fully paid up equity shares held (IV)	Partly paid up equity shares held (V)	Nos of shares of underlying Depository Receipts (VI)	Total nos. shares held (VII)=(IV)+(V)+(VI)	Sharehold ing % calculate d as per SCRR, 1957, As a % of (A+B+C2) (VIII)	Number of Voting Rights held in each class of securities (IX)			No of shares Underlying convertible securities (as a percentage of diluted share capital) (X)	Shareholding as a % assuming full conversion of convertible securities (as a percentage of diluted share capital) (XI)=(VII)+(X) As a % of (A+B+C2)	Number of Locked in shares (XII)		Number of shares pledged or otherwise encumbered (XIII)	As a % of total equity shares held in dematerialized form (XIV)	
									Class x	Class y	Total			No. (a)	As a % of total shares held (b)			No. (a)
(a)	Mutual Funds / UTI																	
(b)	Venture Capital Funds																	
(c)	Alternate Investment Funds																	
(d)	Foreign Venture Capital Investors																	
(e)	Foreign Portfolio Investors																	
(f)	Financial Institutions / Banks																	
(g)	Insurance Companies																	
(h)	Provident Funds / Pension Funds																	
(i)	Any Other (specify)																	
	Sub Total		0	0	0	0	0	0.0000	0	0	0	0.0000	0	0.0000	0	0.0000	NA	0
(2)	Central Government / State Government(s) / President of India																	
(3)	Non-Institutions																	
(a)	Individuals-																	
	i. Individual shareholders holding nominal share capital upto Rs.2 lakhs		97	4950	0	0	4950	0.0944	4950	0	4950	0.0944	0	0.0000	0	0.0000	NA	0
	ii. Individual shareholders holding nominal share capital in excess of Rs.2 lakhs																	
(b)	NBFCs registered with RBI																	
(c)	Employee Trusts																	
(d)	Overseas Depositories (holding DRs) (balancing figure)																	
(e)	Any Other (specify)																	
	Bodies Corporate		17	5100000	0	0	5100000	97.2355	5100000	0	5100000	97.2355	0	0.0000	0	0.0000	NA	100000
	DHANCOIT FIBRES PVT LTD		1	2000000	0	0	2000000	38.1316	2000000	0	2000000	38.1316	0	0.0000	0	0.0000	NA	0
	ANKIT DEALERS PVT. LTD.		1	500000	0	0	500000	9.5329	500000	0	500000	9.5329	0	0.0000	0	0.0000	NA	0
	DRAKE COMMERCIAL PVT. LTD.		1	350000	0	0	350000	6.6730	350000	0	350000	6.6730	0	0.0000	0	0.0000	NA	0



LINCOLN INDUSTRIES LTD

Table II - Statement Showing Shareholding pattern of the Public shareholder as on 30/09/2021

Category & Name of the Shareholders (I)	PAN (II)	Nos. of shares held (III)	No. of fully paid up equity shares held (IV)	Partly paid-up equity shares held (V)	Nos of shares underlying Depository Receipts (VI)	Total nos. shares held (VII)=(IV)+(V)+(VI)	Shareholding % calculate as per SCRR, 1957) As a % of (A+B+C2) (VIII)	Number of Voting Rights held in each class of securities (IX)			No of shares underlying convertible securities (as a percentage of diluted share capital) (X)	Shareholding as a % assuming full conversion of convertible securities (as a percentage of diluted share capital) (XI)=(VII)+(X) As a % of A+B+C2)	Number of Locked in shares (XII)	As a % of total shares held (b) (XIII)	Number of shares pledged or otherwise encumbered (XIII)	As a % of total equity shares held in dematerialized form (XIV)
								Class x	Class y	Total						
SRI DURGA MINERALS PVT LTD		1	250000	0	0	250000	4.7664	250000	0	250000	4.7664	0	0.0000	NA	0	
PUSHPANJALI BARTER PVT. LTD		1	250000	0	0	250000	4.7664	250000	0	250000	4.7664	0	0.0000	NA	0	
PRACTICAL TRADERS (P) LTD.		1	250000	0	0	250000	4.7664	250000	0	250000	4.7664	0	0.0000	NA	0	
HARIOM SUPPLIERS (P) LTD		1	150000	0	0	150000	2.8599	150000	0	150000	2.8599	0	0.0000	NA	0	
GRAVITY SOFTWARE LTD		1	150000	0	0	150000	2.8599	150000	0	150000	2.8599	0	0.0000	NA	0	
NANDANKANAN IRON & STEEL (P) LTD		1	150000	0	0	150000	2.8599	150000	0	150000	2.8599	0	0.0000	NA	0	
CHAKRAPANI COMMERCIAL (P) LTD		1	150000	0	0	150000	2.8599	150000	0	150000	2.8599	0	0.0000	NA	0	
PARASMANI CONSULTANCY SERVICES PVT. LTD		1	150000	0	0	150000	2.8599	150000	0	150000	2.8599	0	0.0000	NA	0	
OMKARA INVESTMENT ADVISORY PVT. LTD.		1	150000	0	0	150000	2.8599	150000	0	150000	2.8599	0	0.0000	NA	0	
KISKINDA TRADERS (P) LTD.		1	150000	0	0	150000	2.8599	150000	0	150000	2.8599	0	0.0000	NA	0	
DHANCOT FIBRES PVT LTD.	ABGCD1515B	1	100000	0	0	100000	1.9066	100000	0	100000	1.9066	0	0.0000	NA	0	
SWARNAPUSHPA VANILYA (P) LTD		1	100000	0	0	100000	1.9066	100000	0	100000	1.9066	0	0.0000	NA	0	
SAMRAT ALLOYS SUPPLIERS PVT. LTD.		1	100000	0	0	100000	1.9066	100000	0	100000	1.9066	0	0.0000	NA	0	
Sub Total		114	5104950	0	0	5104950	97.3298	5104950	0	5104950	97.3298	0	0.0000	NA	0	
Total Public Shareholding (B)=(B)(1)+(B)(2)+(B)(3)		114	5104950	0	0	5104950	97.3298	5104950	0	5104950	97.3298	0	0.0000	NA	0	





Table IV - Statement Showing shareholding pattern of the Non Promoter - Non Public Shareholder as on 30/09/2021

(1) Category & Name of the Shareholders (I) Custodian / DR Holder	PAN (II)	No of shares held (II)	No. of fully paid up equity shares held (IV)	Partly paid-up equity shares held (V)	Nos. of underlying Depository Receipts (VI)	Total nos. shares held (VII)=(IV)+(V)+(VI)	Shareholding % calculated as per SCRR, 1957 As a % of (A+B+C2) (VIII)	Number of Voting Rights held in each class of securities (IX)			Total Shareholding as a % assuming full conversion of convertible securities (as a percentage of diluted share capital) (XI)=(VII)+(X)	No. of shares underlying convertible securities (including Warrants) (X)	Total Shareholding as a % of A+B+C2	Number of Locked in shares (XII)	No. (a) As a % of total shares held (b)	Number of shares pledged or otherwise encumbered (XIII)	As a % of total shares held (c)	Number of equity shares held in dematerialized form (XIV)
								Class x	Class y	Total								
(2) Employee Benefit Trust (under SEBI (Share based Employee Benefit) Regulations, 2014)							0.0000	0	0	0	0.0000	0	0.0000	0	0.0000	NA	NA	0
Total Non Promoter - Non Public Shareholding (C)=(C1)+(C)2		0	0	0	0	0	0.0000	0	0	0	0.0000	0	0.0000	0	0.0000	NA	NA	0



LINCOLN INDUSTRIES LIMITED

Table V - Statement showing shareholding details of significant beneficial owner on 30.09.2021

Details of the significant beneficial owner (i)			Details of the registered owner (ii)			Details of holding/ exercise of right of the SBO in the reporting company, whether direct or indirect: (iii)				Whether by virtue of:	Date of creation / acquisition of significant beneficial interest (iv)	
Sr.No.	Name	PAN/Passport No. in case of a foreign national	Nationality	Name	PAN/Passport No. in case of a foreign national	Nationality	Shares %	Voting rights %	Rights on distributable dividend or any other distribution %	Exercise of control	Exercise of significant influence	
1	Praveen Chand Dhandhania	ADOPPD6123E	Indian	Dhancot Fibres (P) Ltd	AABCD1515B	Indian	40.04	-	-	-	-	11.05.1993
2	Praveen Chand Dhandhania	ADOPPD6123E	Indian	Praveen Chand Dhandhania-Direct	ADOPPD6123E	Indian	0.37	-	-	-	-	06.06.1997
3	Pravesh Dhandhania	ADOPPD6124D	Indian	Dhancot Fibres (P) Ltd	AABCD1515B	Indian	40.04	-	-	-	-	27.10.2009
4	Pravesh Dhandhania	ADOPPD6124D	Indian	Pravesh Dhandhania -Direct	ADOPPD6124D	Indian	0.46	-	-	-	-	27.04.1992
5	Prateel Dhandhania	AKV/PD0742R	Indian	Dhancot Fibres (P) Ltd	AABCD1515B	Indian	40.04	-	-	-	-	26.05.2003
6	Prateel Dhandhania	AKV/PD0742R	Indian	Prateel Dhandhania-Direct	AKV/PD0742R	Indian	0.4	-	-	-	-	26.05.2003
7	Rinku Dhandhania	ACOP12680H	Indian	Dhancot Fibres (P) Ltd	AABCD1515B	Indian	40.04	-	-	-	-	26.03.2001
8	Rinku Dhandhania	ACOP12680H	Indian	Rinku Dhandhania-Direct	ACOP12680H	Indian	0	-	-	-	-	30.06.2003
9	Seema Dhandhania	ADAPG7596Q	Indian	Dhancot Fibres (P) Ltd	AABCD1515B	Indian	40.04	-	-	-	-	18.07.2007
10	Seema Dhandhania	ADAPG7596Q	Indian	Seema Dhandhania-Direct	ADAPG7596Q	Indian	0.34	-	-	-	-	30.06.2008
11	Manish Dhandhania	ADN/PD9967B	Indian	Dhancot Fibres (P) Ltd	AABCD1515B	Indian	40.04	-	-	-	-	27.10.2009
12	Sandeep Dhandhania	ACV/PD9025B	Indian	Dhancot Fibres (P) Ltd	AABCD1515B	Indian	40.04	-	-	-	-	27.10.2009
13	Sandeep Dhandhania	ACV/PD9025B	Indian	Sandeep Dhandhania Direct	ACV/PD9025B	Indian	0	-	-	-	-	06.06.1997
14	Preem Lata Dhandhania	ADLPD3680M	Indian	Dhancot Fibres (P) Ltd	AABCD1515B	Indian	40.04	-	-	-	-	18.07.2007
15	Preem Lata Dhandhania	ADLPD3680M	Indian	Preem Lata Dhandhania-Direct	ADLPD3680M	Indian	0.3	-	-	-	-	17.05.1990
16	Mohan Lal Dhandhania	ACX/PD9990P	Indian	Dhancot Fibres (P) Ltd	AABCD1515B	Indian	40.04	-	-	-	-	29.12.1992
17	Mohan Lal Dhandhania	ACX/PD9990P	Indian	Mohan Lal Dhandhania-Direct	ACX/PD9990P	Indian	0	-	-	-	-	06.06.1997
18	Mukul Dhandhania	AFL/PD6752Q	Indian	Dhancot Fibres (P) Ltd	AABCD1515B	Indian	40.04	-	-	-	-	11.05.1993
19	Mukul Dhandhania	AFL/PD6752Q	Indian	Mukul Dhandhania-Direct	AFL/PD6752Q	Indian	0.31	-	-	-	-	27.04.1992
20	Preem Chand Dhandhania	ADLPD9814D	Indian	Dhancot Fibres (P) Ltd	AABCD1515B	Indian	40.04	-	-	-	-	29.12.1992
21	Preem Chand Dhandhania	ADLPD9814D	Indian	Preem Chand Dhandhania-Direct	ADLPD9814D	Indian	0.02	-	-	-	-	06.06.1997
22	Preem Chand Dhandhania -Karta	ADLPD9814D	Indian	Preem Chand Dhandhania-HUF	AADHP3707Q	Indian	0.44	-	-	-	-	26.06.2000
23	Sita Ram Dhandhania	ADLPD9815C	Indian	Dhancot Fibres (P) Ltd	AABCD1515B	Indian	40.04	-	-	-	-	29.12.1992
24	Sita Ram Dhandhania	ADLPD9815C	Indian	Sita Ram Dhandhania-Direct	ADLPD9815C	Indian	0	-	-	-	-	06.06.1997
25	Richa Dhandhania	AZJ/PAA059R	Indian	Dhancot Fibres (P) Ltd	AABCD1515B	Indian	40.04	-	-	-	-	01.04.2015

